

Finding HCMC Blue Building Lower Level Room BL.112 and/or BL.114
900 South 8th Street, Minneapolis, MN 55404 (Blue Building)
Corner of South 9th Street and Chicago Ave. for Parking—can enter ramp from 8th or 9th

Finding the classroom from Outside the Building:

Enter the main entrance of HCMC "B" (Blue) building from South 8th Street (directly across the street from the Parkside Professional Building). Once inside the door, take a right and head towards the information desk. Turn left and go past the gift shop and coffee stand to the open stairway on your right. Take the stairs to the lower level. Rooms BL.112/114 will be straight in front of you.

***Finding the classroom from the Hospital Parking 2 Ramp:**

Take the ramp elevators to the lower level. Follow the signs to the hospital. Follow the hallway to the stairway and vending machines. Rooms BL.112/114 will be on your left, across from the vending machines.

Driving Directions to HCMC:

From the Northeast:

Take 35W south to Exit 17C (Washington Avenue). Turn right onto Washington. Follow Washington Avenue to Chicago Avenue and turn left. Take a left onto 9th street. Turn left again to enter the Hospital Parking 2 Ramp. Take the ramp elevator to the lower level and follow the instructions above.*

From the Northwest: Take I-94 east to exit 230 (4th Street). Follow 4th Street through downtown to Chicago Avenue and turn right onto Chicago Avenue. Follow Chicago to 9th Street and turn left. Turn left again to enter the Hospital Parking 2 Ramp. Take the ramp elevators to the lower level and follow the instructions above.*

From the East: Take I-94 W to exit 234B (7th Street). Follow 7th Street and turn left on Chicago Avenue. Follow Chicago to 9th Street and turn left. Turn left again to enter the Hospital Parking 2 Ramp. Take the ramp elevators to the lower level and follow the instructions above.*

From the South: All downtown exits are closed from northbound 35W. Consult www.mndot.gov/35w94 for information about closures and alternate routes. Park in the Hospital Parking 2 Ramp; entrances off of 8th or 9th Street. Take the ramp elevators to the lower level and follow the directions above.*

From the West: Take 394 east to exit 9B (6th Street). Follow 6th Street to Chicago Avenue; turn right onto Chicago. Take Chicago Avenue to 9th Street and turn left. Turn left again to enter the Hospital Parking 2 Ramp. Take the ramp elevators to the lower level and follow the directions on the previous page.*

Public transportation is another option for getting downtown. For bus schedules and information, go to www.metrotransit.org. **Light Rail Transit to HCMC:** Exit at the US Bank Stadium Station. Walk south west down Kirby Pucket Place until it becomes Chicago Ave. Turn left on 8th St. and enter Blue Building on you Left. See Lower Level Map attached for location of BL.112/114.

Parking:

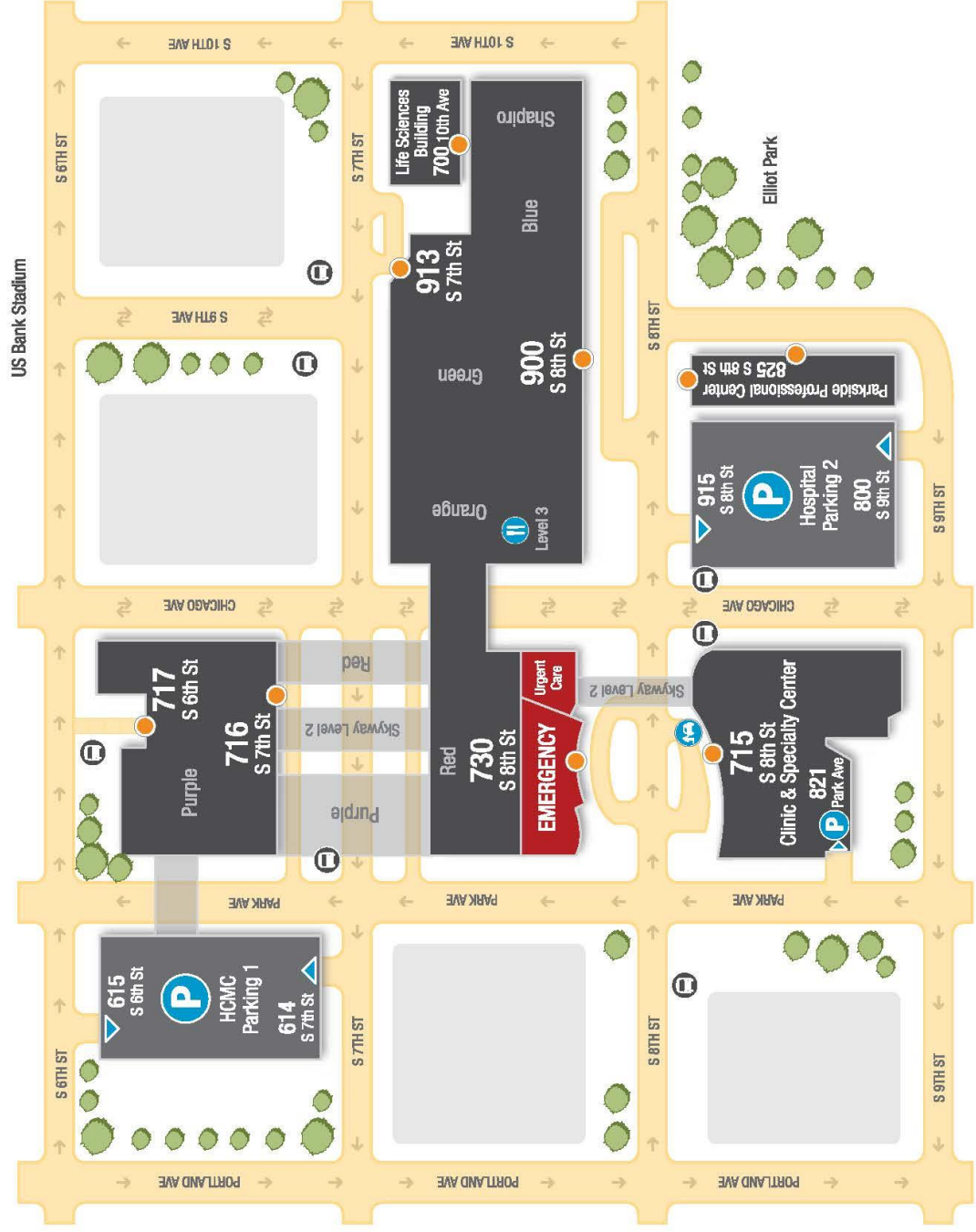
There are various options for parking around HCMC, but we suggest you park in the Hospital Parking 2 Ramp (see HCMC Campus Map). Directions and maps guide you to and from this ramp. Meters are available around the hospital and vary in price. Check www.mplsarking.com for rates.

Parking rates are subject to change without notice. The program coordinator will have a limited number of discount coupons for the Hospital Parking 2 Ramp available for \$7.00. You must pay with cash or check in the exact amount for the discount coupon—change is not available.



HennepinHealthcare

HCMC CAMPUS



LEGEND



Entrance



Parking Entrance



Visitor Parking



Valet Parking

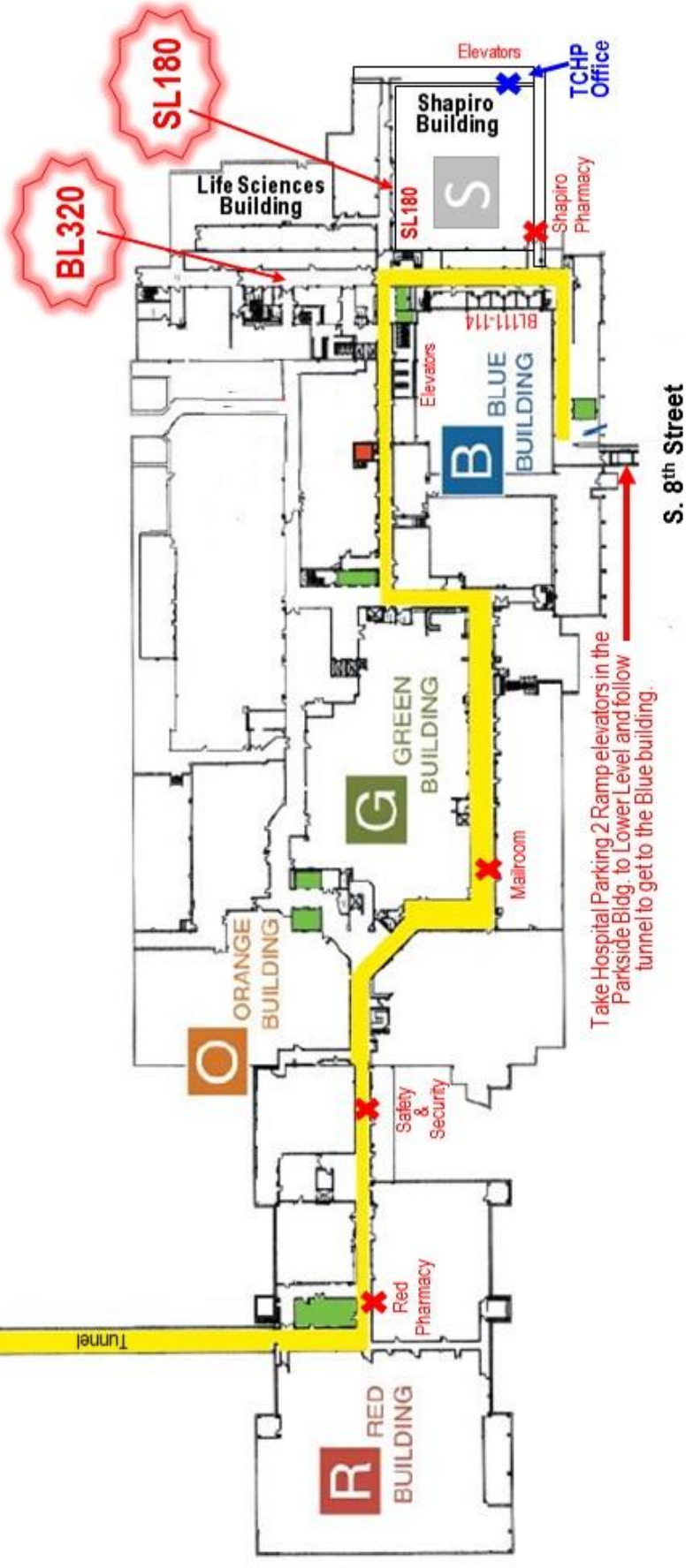
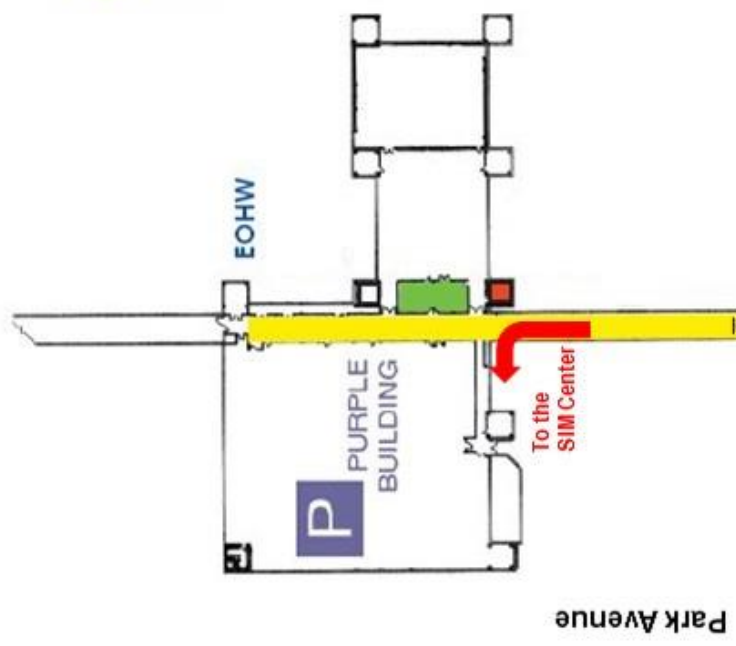


Cafeteria



Metro Transit

LOWER LEVEL



Take Hospital Parking 2 Ramp elevators in the Parkside Bldg. to Lower Level and follow tunnel to get to the Blue building.